



District Report Card: 2017


State: Jharkhand	District: Latehar
Class: 8	Subject: Language
Schools: 51	Students: 1135


Participation/Coverage


Students

GENDER 	Boys		Girls	
	Number	%	Number	%
	525	46.26	610	53.74

AREA 	Rural		Urban	
	Number	%	Number	%
	1070	94.27	65	5.73

CATEGORY 	SC		ST		OBC		GEN	
	Number	%	Number	%	Number	%	Number	%
	277	24.41	541	47.67	285	25.11	32	2.82

CWSN 	LD	VI	HI	S&LD	ID	Oth
	3	2	4	14	2	3

Management 	Government		Government-aided	
	Number	%	Number	%
	1079	95.07	56	4.93

Average Performance of Students in Language (%)

Overall	Gender		Area		Management		Social Group			
	Male	Female	Rural	Urban	Govt.	Aided	SC	ST	OBC	GEN
59.52	58.10	60.75	58.41	77.85	58.31	82.86	62.98	55.28	64.37	58.13

Performance on Learning Outcomes (LOs)

Learning Outcomes	Description	Average Performance(%)
L813	Read textual/non-textual materials with comprehension and identifies the details, characters, main idea and sequence of ideas and events while reading	59.52

Range of Performance of Students who Answered Correctly							
Below 30%		30% - 50%		50% - 75%		Above 75%	
Number	%	Number	%	Number	%	Number	%
165	14.54	238	20.97	381	33.57	351	30.93

Lowest Performing Learning Outcomes (LOs)

1 - Read textual/non-textual materials with comprehension and identifies the details, characters, main idea and sequence of ideas and events while reading (59.52)